

Visual aids for travelling to a venue

An autistic person may feel anxious before going to a new venue for the first time. Knowing what to expect can help reduce this anxiety. Visual aids can help to clarify the expectations of what the venue looks like and how to get there.

Example one: car route to a meeting in Rock Church Hall

(you may also want to suggest using a map or a Sat Nav)




Approaching Yelverton from Plymouth, either:

1. Take the next right turn to the Yelverton shops.



Park at the Yelverton shops, then walk across the road to the church hall.



Or:

2. Continue to the roundabout and take the second exit to the church hall.



Park in front of the church hall on Harrowbeer Road.


Do not park in front of the ramp entrance.



At the church hall

Walk up the slope. There is an external entrance and an internal door (this may be tight for wheelchair users). This leads into the main hall, where the meeting is held. We are the only users.

Example two: bus/walking route to Rock Church Hall



1

Get off the bus at the Yelverton shops.
You can see the church hall opposite.



2

This is the view from the bus stop towards the Yelverton shops.



3

Beside the bus shelter are the steps you need to go up to get to the church.



4

From the top of the steps, take the path to the right.




5

Cross over the road. There is an island in the middle.




6

Follow the path to the church hall.



7

The entrance to the meeting room is at the side of the church.



8

Go up the ramp to the church hall entrance.